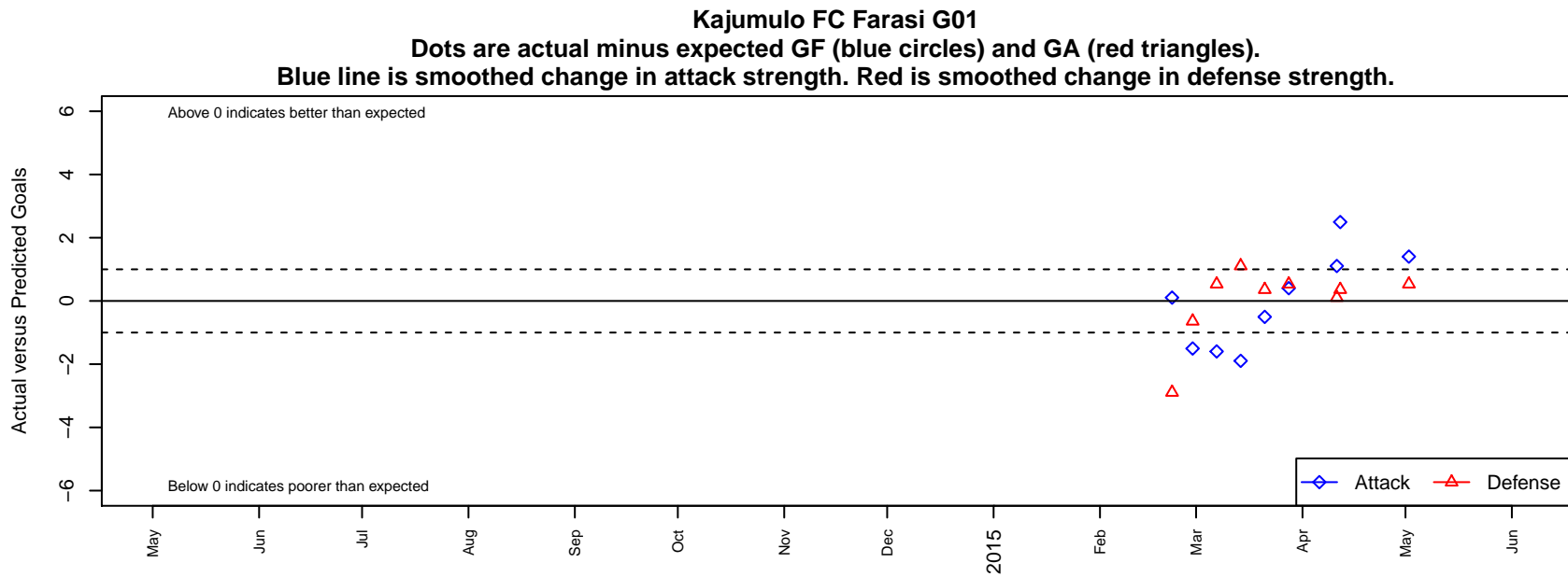


Kajumulo FC Farasi G01

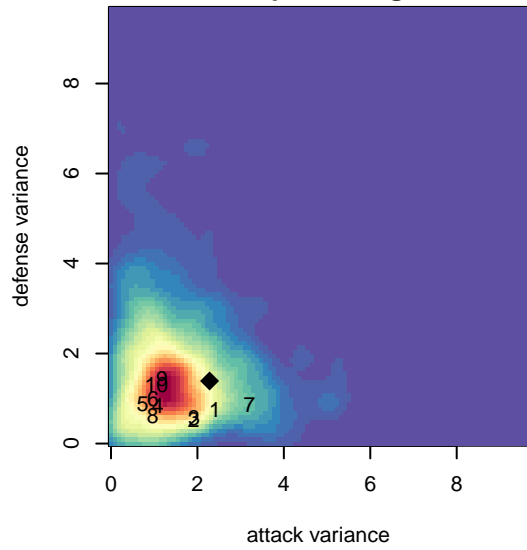
Kajumulo FC
Seattle, WA
G01 total strength=614
attack=0.61 defense=0.46
spr league = Spr PSPL Copa U13

alt names used:
Kajumulo FC Farasi 01

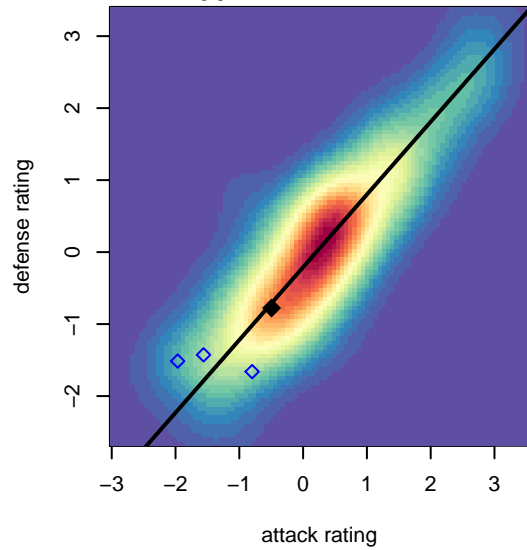
Venues played:
2014 Spr PSPL Copa U13



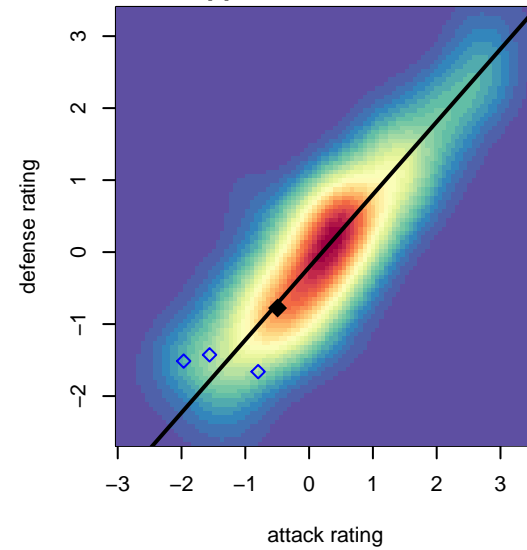
**attack and defense variance (black dot)
relative to other teams
and top 10 in region**



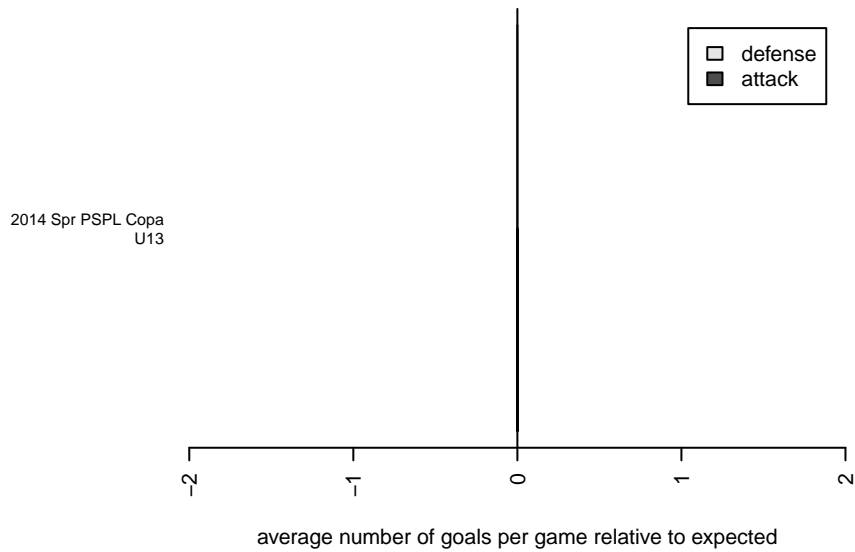
**attack and defense rating
relative to others at age
and all opponents in last 13 months**



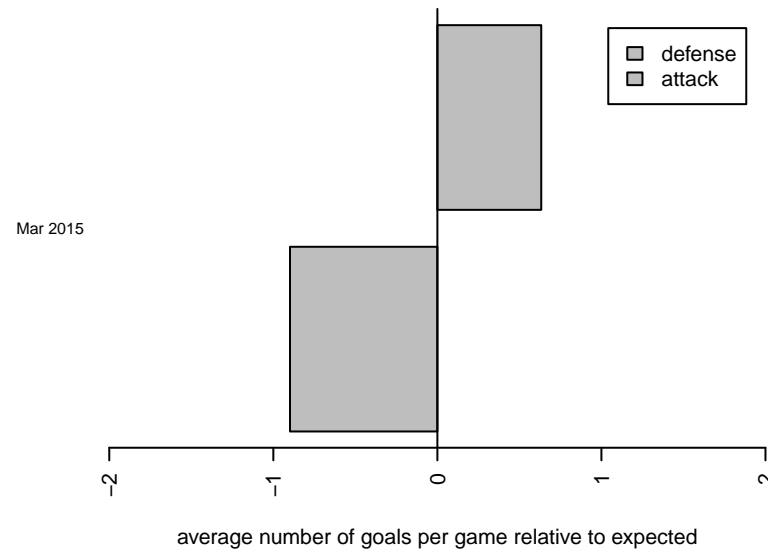
**attack and defense rating
relative to others at age
and all opponents in last 13 months**



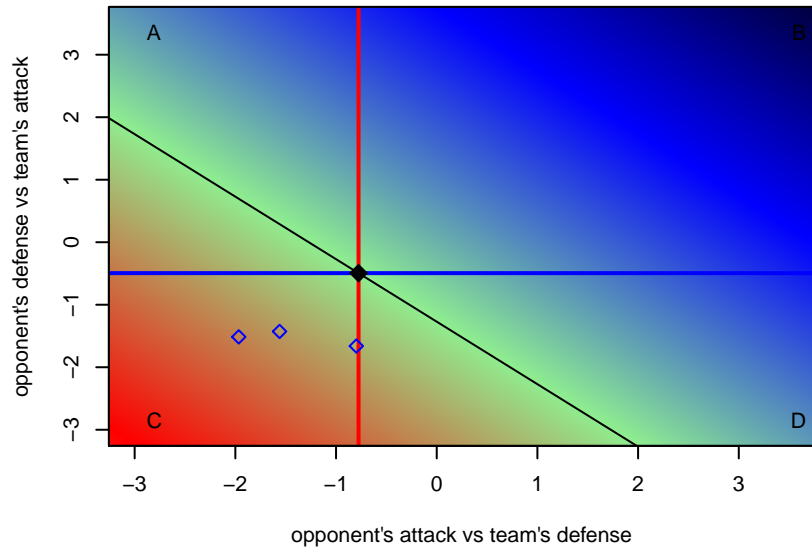
Performance relative to 13 month average



Performance relative to 13 month average



Distribution of opponents
 Red = Lose zone, Blue = Win zone, Green = Even
 Black line separates win/lose zones



lot. A=Neither has attack advantage, B=Opponent has both attack and defense advantage, C=Opponent has both attack and defense disadvantage, D=Both have

date	home		away		venue	pred.home	pred.away
2015-05-02	Kajumulo FC Farasi G01	4	Cascade FC White G01	0	2014 Spr PSPL Copa U13	2.60	0.53
2015-04-12	CSC Velocity White G01	0	Kajumulo FC Farasi G01	5	2014 Spr PSPL Copa U13	0.36	2.50
2015-04-11	Kajumulo FC Farasi G01	4	Fuerza FC Academy G01	1	2014 Spr PSPL Copa U13	2.89	1.11
2015-03-28	Cascade FC White G01	0	Kajumulo FC Farasi G01	3	2014 Spr PSPL Copa U13	0.53	2.60
2015-03-21	Kajumulo FC Farasi G01	2	CSC Velocity White G01	0	2014 Spr PSPL Copa U13	2.50	0.36
2015-03-14	Fuerza FC Academy G01	0	Kajumulo FC Farasi G01	1	2014 Spr PSPL Copa U13	1.11	2.89
2015-03-07	Kajumulo FC Farasi G01	1	Cascade FC White G01	0	2014 Spr PSPL Copa U13	2.60	0.53
2015-02-28	CSC Velocity White G01	1	Kajumulo FC Farasi G01	1	2014 Spr PSPL Copa U13	0.36	2.50
2015-02-22	Kajumulo FC Farasi G01	3	Fuerza FC Academy G01	4	2014 Spr PSPL Copa U13	2.89	1.11